

InocuPro Step-by-Step



1. Get the grow bag of bahia grass and shake the dirt from its roots.




2. Sever the grass from the roots using a hacksaw or any other available tool.



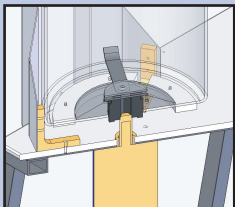
3. Put roots into the chopping chamber.




4. Close and lock the lid in.



5. Set the timer to the time corresponding to the amount of root in the chopping chamber. Push the green button to start chopping.



6. After the machine has stopped and the roots have all been chopped, remove the chopping chamber.



7. Chopped roots are ready to be planted with seedlings.

Guarantee Policy

If you are not satisfied with your product, then please send it back to our address, listed below. Include the purchase receipt and tell us why you are not satisfied. Your money will be returned to you promptly.

Technical and Customer Support

Blue Designs business hours are Monday through Friday, 8 am to 4 pm, EST. Please call 617-MIT-BLUE for product inquiries and technical or customer support. We are happy to answer any questions you may have or to listen to any feedback.



Blue Designs, Inc.

2.009-blue@mit.edu

Zachary Eisenstat
Michael Flores
Daniel Guarda
Justin Holland
Phillip Hum
Valerie Kuo
Levi Lalla

Harry Lichter
Elizabeth Lin
Wey-Jiun Lin
Matthew Sorge
Julius Strauss
Walton Ward
Tiffany Yang

MIT Pappalardo Lab
77 Massachusetts Avenue
Cambridge, MA 02139
USA




Special Thanks

We would like to thank Dr. David Douds, a USDA researcher who was been an invaluable resource for our product.

Prof. Woodie Flowers
Prof. Samir Nayfeh
Prof. Dave Wallace
Dick Fenner
Chet Reshamwala

Steve Baberek
Bob Nuttal
Bob Gertsen
Joe Cronin



A Natural Way to Increase Crop Yield

Get to Know InocuPro

InocuPro is designed to help you increase crop yields in an environmentally friendly way. Studies have shown that this method can increase yields by up to 40%! InocuPro's method is quick, simple, and safe to use. Read on to see how.



Overview

At the beginning of each harvesting season, you will need to buy 5 Grow Galore bags from Martin Custom Farming per acre of cropland you want to fertilize. When the bags arrive*, you simply cut off the roots, using our table cutting board, and place the roots into InocuPro's chopping chamber. Press the green button to turn the chopper on, and in 5 minutes you will have fertilizer! A pinch of fertilizer should be placed into the soil along with each seed. Depending on the quality of your current soil, the types of fertilizers, and the types of fungicides that you use, your crop should yield anywhere from 5%-50% greater than normal. Please look at our satisfaction guarantee on the back side of this brochure, should you not see yield increases.

Product Price: \$850

* For best results, use the bags as soon as possible.

What is Mycorrhizae?

Mycorrhizae is the special ingredient in the Grow Galore bags which are provided by Martin Custom Farming. It is a type of fungus that can be found in 80-90% of the world's plant species. It forms a positive symbiosis with plant roots by acting as secondary roots. This allows the plant to absorb more nutrients from the soil. Mycorrhizae also helps the plant break down densely packed nutrients, which is why the use of this fungus can greatly improve crop yields in less arable lands. In addition, Mycorrhizae helps the plant retain water more efficiently, and it reduces plant stress (i.e. during transplant from the greenhouse to the ground).



Frequently Asked Questions

Q: *Doesn't our soil already have mycorrhizae in it?*

A: Tilling, using fungicides, and using Phosphorous-based fertilizers are among the practices that are detrimental to Mycorrhizae. Most farms employ some of these practices, and the soil becomes depleted of the fungus.

Q: *Can I use this on all of my crops?*

A: You can use it on almost all of your plants, except for spinach and those that belong to the mustard family, such as broccoli and cabbage.

Q: *How much does a Grow Galore bag cost?*

A: Grow Galore bags cost about \$2-\$3/bag.

Q: *If this is so good for crops, then why hasn't anybody come up with this already?*

A: Research has been conducted on Mycorrhizae for more than a decade, so the concept is not new. There are other Mycorrhizae products on the market already, but InocuPro's method is the most cost effective.

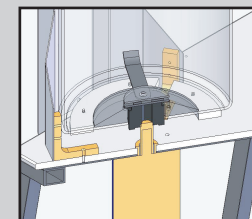
Product Information



- Base Size (h x l x w):
36" x 13" x 24"
- Chamber Capacity:
4 Gallons
- Total Product Weight:
Approx. 60 lbs.
- Wheels for Portability
- Locking Handle
- GFI Plug for Electrical Safety.
- Automatic Motor Shutdown When Latch is Un-locked
- Flail Blades for Safer Chopping.
- Timer, Start Button, Stop Button, and Indication Lights.
- Chops 1 Grow Bag Per Minute



Replaceable Blades



Removable Cutting Chamber