


A stylized illustration of a mini-golf table. The background is a light blue sky. The foreground is a green grassy area with a black outline. On the left, a black flagpole stands in a white circular hole, with an orange flag waving. To the right, a white circular ball sits on the green surface.

Mini-Golf Table


2.009 Team Red A

Overview

- Product & Customer
- Key Challenges
- Design Features
- Game Play
- Customer Feedback
- Takeaways



9-Hole Tabletop Mini-Golf




Customer Market

- Physically disabled
- Ages 8 and up



Key Challenges


- Appeal to customers
- Accessibility



Design Features




- Obstacles
- Authentic layout
- Acrylic walls
- Various surfaces
- Out of bounds gutter
- Ball return system
- User-friendly putter

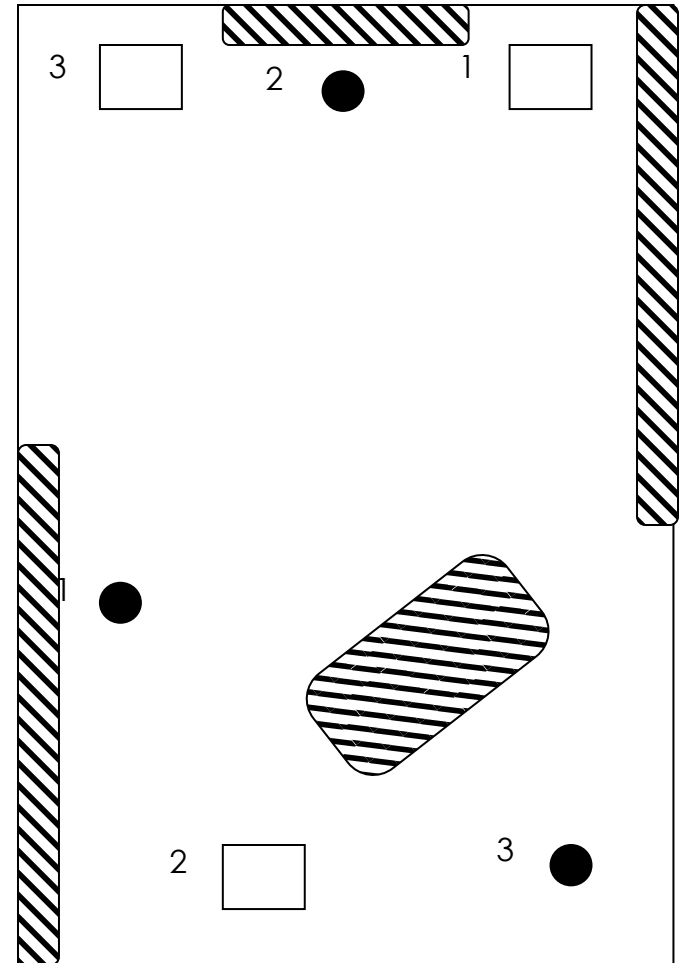



Game Play Overview

- Mini-golf rules
- Increasing difficulty
- Three 3-hole rounds
- Original layouts



Round One



Customer Feedback


Wheelchair user Dave George



“As a disabled person, I can see myself playing this.”

Takeaways

- Redesign putter
 - 90 degree rotation
 - Lighter
 - Telescoping
- Smaller scale golf ball
- Lower hills
- Layout & appearance well done
- Mini-golf accessory possibilities



Thank You

