

Quick Rinse

Compact washing machine rinses away your sweat

Blue A

Our Product



Personal-sized

High pressure water

1 minute rinse and dry cycle


Blue A

Problem?



Blue A

Problem?



Blue A

Solution!



Blue A

Market

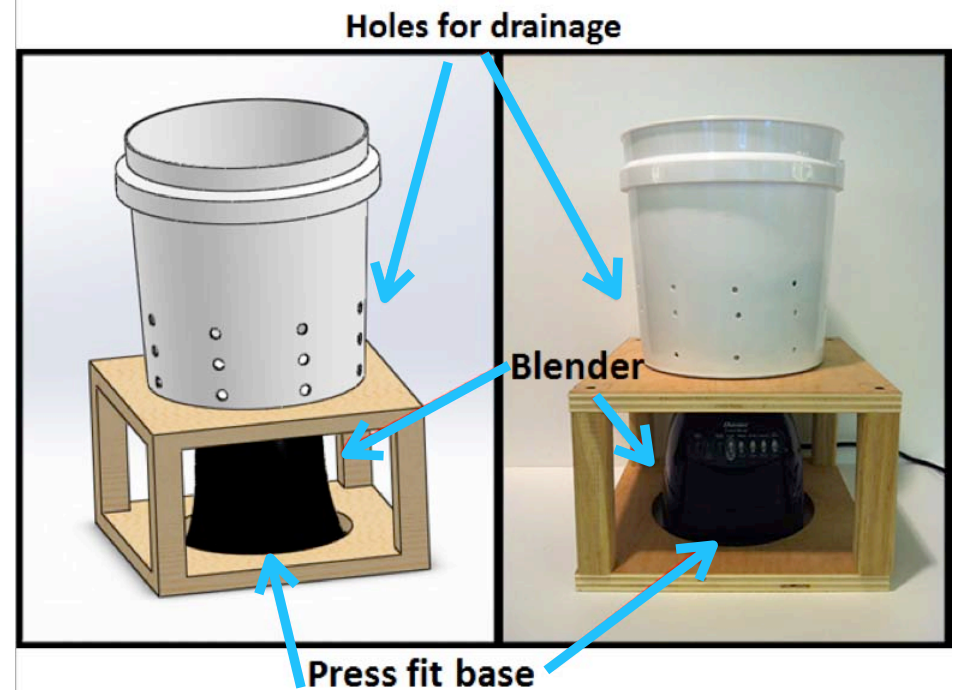
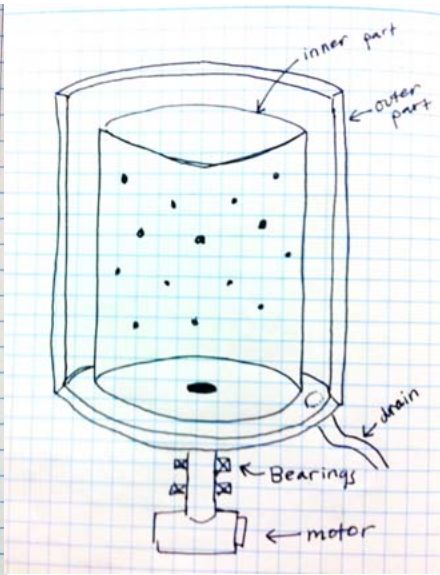
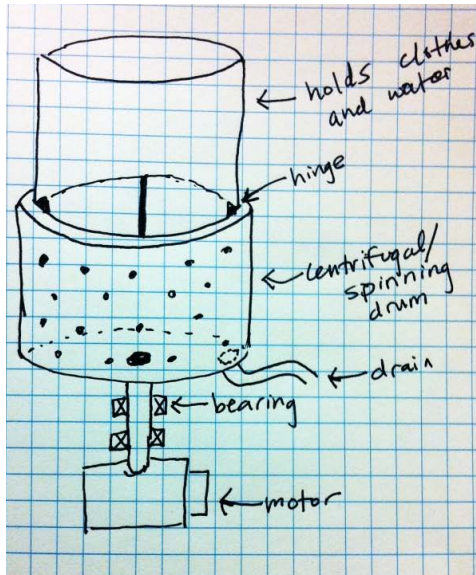
Customer: Gym & fitness center

Over 29,000 fitness centers nationwide

57% of gym users surveyed
would pay for the service




Sketch Model Process



Blue A

Sketch Model Assembly



Blue A

Quick Rinse Sketch Model



+




=



Blue A

Quick Rinse sketch model



Blue A

Test Results



Blue A

Test Results



Pressure: 1400 psi

Rotational velocity: 476 rpm (loaded)

Blue A

Quick Rinse Performance

Before



10 seconds



20 seconds



30 seconds

Blue A

Competitors

Personal Portable Spin Dryer



\$150

Duration: 2-3 minutes

Speed: 3200 rpm

Blue A

Competitors

Personal Portable Spin Dryer

Long cycle



\$150

Duration: 2-3 minutes

Speed: 3200 rpm

Industrial Swimsuit Water Extractor



Swimwear
Only

\$1450

Duration: 10 secs

Speed: 6500 rpm

Blue A

Next Steps

Enclosure Design

Bearings, plumbing,
housing



Blue A

Next Steps

Enclosure Design

Bearings, plumbing,
housing

Wash studies

Optimize wash cycle:
pressure, spin speed, etc



Blue A

Next Steps

Enclosure Design

Bearings, plumbing,
housing

Wash studies

Optimize wash cycle:
pressure, spin speed, etc

Gym Survey

Unit price, market
penetration estimate



Blue A

Next Steps

Enclosure Design

Bearings, plumbing,
housing

Wash studies

Optimize wash cycle:
pressure, spin speed, etc

Gym Survey

Unit price, market
penetration estimate



Blue A

Questions?

Blue A: Alex, Cindy, Felipe, Jack, Jacob,
Margie, Philip, Sam, Shuo

Blue A